



Microencapsulation of Thyme Essential Oil: A Sustainable Approach for Aroma Finishing of Textiles

Anita^{a++}, Neelam M. Rose^{a#}, Saroj Yadav^{a†}
and Shalini Rukhaya^{a++*}

^a Department of Textile and Apparel Designing, Chaudhary Charan Singh Haryana Agricultural University, Hisar-125004, India.

Authors' contributions

This work was carried out in collaboration among all authors. All authors read and approved the final manuscript.

Article Information

DOI: 10.9734/IJPSS/2023/v35i173227

Open Peer Review History:

This journal follows the Advanced Open Peer Review policy. Identity of the Reviewers, Editor(s) and additional Reviewers, peer review comments, different versions of the manuscript, comments of the editors, etc are available here: <https://www.sdiarticle5.com/review-history/101737>

Original Research Article

Received: 15/04/2023
Accepted: 19/06/2023
Published: 09/07/2023

ABSTRACT

Background: The current 'green' trend is favoring usages of natural ingredients with an increasing interest in the health and wellness benefits of herbal products. Aroma finishing enhances the value of the product by incorporating different fragrance into fabrics. However, longevity of aroma on the textile with passage of time and subsequent launderings is a major concern that can be solved through microencapsulation of core materials protecting them from the surrounding environment. Hence, the present study was conducted to develop microcapsules of thyme essential oil for aroma finishing of textiles.

Methods: To achieve the objectives of study, thyme oil was selected as core material and gum acacia and gelatin as wall materials. Complex coacervation technique of microencapsulation was

⁺⁺ Research Scholar;

[#] Professor;

[†] Assistant Professor;

*Corresponding author: E-mail: shalinirukhaya16@gmail.com;

used for development of thyme oil microcapsules. The ratios of core and wall materials, temperature and pH were optimized for standardization of microencapsulation process based on size, distribution and quality of walls of formed microcapsules examined under inverted microscope.

Results: The 1.5:4:4 ratio of thyme oil:gum:gelatin at 45°C temperature with initial pH 4.5 and final pH 7 were found optimum for development of microcapsules as medium sized microcapsules having good uniformity in size and distribution with sharp and thick walls were obtained at these optimized process parameters. Thus, these optimized variables can be used to prepare thyme oil microcapsules for development of multi-functionalized textiles.

Conclusions: Thyme essential oil is an eco-friendly finishing agent having multifunctional properties which can be used for aroma finishing of textiles. Complex coacervation technique of microencapsulation is a very promising technique that provide long-lasting aroma finish and control release of microencapsulated thyme essential oil. Thyme essential oil treated textiles can create the microclimate for the wearer that will play a significant role in health and wellness of the wearer.

Keywords: Thyme oil; gum acacia; gelatin; microcapsules; complex coacervation; multifunctional textiles.

1. INTRODUCTION

In present decade, the consumers' needs, demands and expectations for a healthier and more comfortable life are increasing everyday even when it comes to clothing. After fabricating the mansions of fashion and comfort, textiles are now moving towards high-tech era of performance, which has brought up diversification and expansion of technologies. This realization of technologists has coincided with rapid development in technology and brought about a surge in research and development activities in textiles. The recent interest in multifunctional textiles is mainly directed to the use of specific textiles in medical therapy and prevention of deficiencies. With advent of new eco-technologies, the growing needs of the consumers in the wake of health and hygiene can be fulfilled without compromising the issues related to safety, human health and environment [1,2].

Aroma or fragrance finishing is considered as an emerging area which has tumbledown the textile and apparel industry. Aroma finish enhances the value of the product by utilizing the controlled release of different fragrance into fabrics. The fragrance applied on the fabric by use of essential oil not only provides a pleasant smell but also the beneficial effect of aromatherapy [3]. Essential oils are complex mixtures of volatile compounds particularly abundant in aromatic plants, mainly composed of terpenes including monoterpenes and sesquiterpenes. These oils are the concentrated compounds that have long lasting effect onto the substrate and known as the important elements around the world in

aromatherapy, natural perfumery, insect repellent and in various fields of natural medicine, psychology, physiology, pharmacology and cosmetology [4,5].

Thyme oil is one of the essential oils that have multifunctional values and it can be used as an eco-friendly finishing agent to impart functional properties to textiles. Thyme (*Thymus Vulgaris L.*) is an important medicinal plant which belongs to the Lamiaceae family and commonly known as *Ajwain*. The various parts of thyme have medicinal properties and are used for treatment of different ailments [6,7,8]. The main phenolic component in thyme is thymol (2-isopropyl-5-methylphenol) which is used in alcohol solutions and in dusting powders for the treatment of ringworm and hookworm infections. The thyme essential oil is extracted from the fresh flowering aerial parts of the plant by steam distillation method. It is white coloured crystalline compound possessing aromatic odour and has strong antiseptic, antioxidant, antibacterial and antifungal properties [6,7].

Microencapsulation is an effective and important tool to prepare oil-based high quality and health-beneficial products in order to improve their chemical, oxidative and thermal stability. The microencapsulation process is used to develop and modify textiles with new improved properties such as polychromic, thermo chromic, fire proofing, fragrance releasing, cosmetic, therapeutic and medical textiles [9,10]. Nowadays, more profitable uses of microencapsulation can be found in the textile industry for its capability of being adjusted for different functions. Aroma products with

microcapsules could be applied to almost all industrial products, such as papers, plastics, paints, scented stamps, cellular phones, greeting cards as well as textiles, thereby creating scented clothing [11,12].

2. MATERIALS AND METHODS

2.1 Selection of Core and Wall Materials

Thyme essential oil was selected as a core material for the present study on the basis of its aromatic and therapeutic properties, ease of availability and cost effectiveness. The core material was provided by Emmbros Overseas Lifestyle Pvt. Ltd., Haryana, India. Gum acacia and gelatin were used as wall materials to encapsulate the core material and purchased from chemical suppliers of Haryana, India. Acetic acid, sodium hydroxide and formalin were also used in the study.

2.2 Selection of Microencapsulation Technique

For preparation of microcapsules, many physical and chemical techniques can be used such as solvent evaporation, polymerization, spray drying, pan coating, phase separation- complex coacervation, centrifugal extrusion etc. Out of all these, phase separation- complex coacervation technique was selected for the present study on review basis and the suitability of the process to be carried out in the laboratory of the Department of Textile and Apparel Designing, I.C. College of Home Sciences, CCS Haryana Agricultural University, Hisar.

2.3 Standardization of Microencapsulation Process

For preparation of standardized microcapsule gel of thyme essential oil, experiments were carried out with different ranges of variables of microencapsulation process i.e. ratios of oil, gum and gelatin, temperature and pH for optimization on review basis. The recipe standardized by Kumari, 2015 was followed with some modifications for preparation of microcapsules. 16 g of gelatin was weighed and dissolved in 25 ml warm water and then stirred using a high speed stirrer for 10 minutes. 4 g of thyme essential oil was added to the solution at 50°C. 16 g of gum acacia was weighed and dissolved in 25 ml warm water separately. The gum acacia solution was added to the gelatin solution and

the temperature of the solution was maintained at 50°C. The pH of the solution was decreased to 4.5 by adding dilute acetic acid. The solution was then stirred at high speed for 20 minutes. The pH of the solution was increased to 8.5 using sodium hydroxide solution to form microcapsule gel. For stabilization, 1 ml of 17 percent alcoholic formalin was added to the formed capsules. The resultant precipitate obtained was observed under inverted microscope to ensure the formation of microcapsules and images were captured after each step of microencapsulation process. The combinations of the ratios of oil, gum and gelatin which produced the desired results were selected for further optimization of other variables. At a time, the ratio or condition of only one variable was varied and other variables were kept constant.

Optimization of essential oil ratio: To determine the optimum ratio of essential oil, six different ratios of thyme essential oil i.e. 0.5, 1.0, 1.5, 2.0, 2.5 and 3.0 were taken while all other variables i.e. gum, gelatin, temperature and pH were kept constant. To ensure the formation and quality of microcapsules, the resultant precipitate obtained was examined under inverted microscope. Microcapsules of medium size with good uniformity in size and distribution having sharp and thick walls were considered as best and appropriate. The ratio at which microcapsules formed of the best quality was selected as optimized ratio of essential oil for further experimental work.

Optimization of gum ratio: For determining the optimum ratio of gum, six different ratios of gum i.e. 1, 2, 3, 4, 5 and 6 were taken with optimized ratio of essential oil whereas all other variables were kept constant. Process was carried out to prepare microcapsule gel and ratio of gum was optimized on the basis of microscopic assessment of microcapsules under inverted microscope.

Optimization of gelatin ratio: To optimize the ratio of gelatin, six different ratios of gelatin i.e. 1, 2, 3, 4, 5 and 6 were taken with optimized ratio of oil and gum and all other variables were kept constant. Process was carried out to prepare microcapsule gel and ratio of gelatin was optimized on the basis of assessment of microcapsules.

Optimization of temperature: For determination of the optimum temperature for microencapsulation, the process was carried out

at different temperatures i.e. 30, 35, 40, 45, 50, 55 and 60°C with optimized ratios of oil, gum and gelatin and values of initial and final pH were kept constant. Temperature was optimized on the basis of assessment of microcapsules under inverted microscope.

Optimization of initial and final pH: The pH plays important role in microencapsulation as it is considered responsible for phase separation which leads to capsule formation. For optimization of pH, the optimized ratios of essential oil, gum and gelatin at optimized temperature was set to initial pH 4.0, 4.5, 5.0, 5.5, 6.0, 6.5 and 7.0. The microencapsulation process was carried out till gel formation took place and then final pH was maintained at 7.0, 7.5, 8.0, 8.5, 9.0, 9.5 and 10.0 with each initial pH. The initial and final pH was optimized on the basis of microscopic assessment of microcapsules.

3. RESULTS AND DISCUSSION

The perusal of Table 1 and Image 1 indicate that thyme oil microcapsules were formed in all ratios of oil, gum and gelatin but only three ratios i.e. 0.5:4:4, 1:4:4 and 1.5:4:4 exhibited good uniformity in size and distribution and thick walls of microcapsules. However, at ratio 1.5:4:4 of oil, gum and gelatin, microcapsules of medium size with good uniformity in size having thick and sharp walls of capsules were formed which were considered as best. Therefore, 1.5 ratio of thyme essential oil was selected for carrying out further optimization. The data shown in Table 2 and visual assessment of microcapsule gel (Image 2) reveal that good microcapsules of thyme essential oil were formed in four ratios of oil, gum:gelatin. However at 1.5:5:4 and 1.5:6:4 ratios of oil:gum:gelatin, large sized and less microcapsules were formed which were not considered appropriate for microencapsulation process. The microcapsules formed with 4 ratio of gum acacia to essential oil was optimized and used for further optimization because best microcapsules were formed at this ratio.

It is evident from data in the Table 3 and microscopic images of microcapsules (Image 3) that the microcapsules formed in the ratio of 1:4:4 were medium sized, having good uniformity in size and distribution and the walls were also sharp and thick as compared to the capsules formed with other ratios of oil, gum and gelatin. Therefore, the ratio 4 of gelatin was used for further development of microcapsules. At higher

ratios of gelatin i.e. 1.5:4:5 and 1.5:4:6, large sized microcapsules were formed which was not considered as an appropriate size for microcapsules. Further it was found that when the amount of oil, gum and gelatin was increased, the size of microcapsule became larger but the walls of the capsules started rupturing and lumps were formed due to disproportionate ratio of oil, gum and gelatin. The results of the study are in line with Senem et al. [13] that with the increase in amount of oil and wall material the size of microcapsules and their oil content increased but they tended to agglomerate. It was inferred that after a certain concentration, no capsules were formed. Bhatt and Singh [14] also used complex coacervation technique to prepare lemongrass microcapsules and found that 1:4:4 ratio of oil:gum:gelatin was the most appropriate to form good quality microcapsules. The results of study are also supported by the findings of Napiorkowska and Kurek, [15].

It is obvious from Table 5 and visual assessment of microcapsule gel that microcapsules of the thyme essential oil formed at 45°C temperature were medium sized with uniform distribution having thick and sharp walls (Image 4). At higher temperatures, larger sized and thick walled microcapsules were formed which were not considered appropriate. Hence, 45° C temperature was considered suitable for the development of thyme essential oil microcapsules. Essential oils are volatile in nature and they evaporate very easily, therefore with the increase in temperature, size of the microcapsules was also noticed to be increased but they ruptured immediately. Higher temperatures than 60°C were also tried but no microcapsules were formed on those temperatures. El-Molla et al. [16] also emphasized that the best temperature for microcapsule formation was between 40-50°C. The results are also in corroboration with the study of Kumari et al. [17], Srivastava and Verma [18], Sannapamma et al. [19] and Cai et al. [20].

The microcapsules formed at different ranges of initial and final pH were analyzed to determine the optimum pH values. The data in Table 5 and microscopic analysis of the microcapsule gel (Image 5) display that the microcapsules of thyme essential oil formed at initial pH 4.5 and final pH 7.0 were medium sized, had good uniformity in size and distribution and the walls of capsules were also sharp and thick as compared

to capsules formed at other ranges of pH. Therefore, these pH values were chosen as optimum initial and final pH for preparation of microcapsules of thyme oil. Dima et al. [21] reported that adjusting initial pH between 4.0 to 5.0 is a very important step in phase separation for microcapsules formation. Findings of Siow and Ong [22] also support the results as they

reported that highest oil encapsulation yield and loading efficiency occurred at initial pH 4.5 and final pH was kept 8.5 for application on cotton fabric. Pakzad and Alemzadeh [23] reported that best microcapsules of peppermint oil were formed at initial pH 4.0 in complex coacervation technique. The findings of the study are also in line with the results of Chaib et al. 2020.

Table 1. Optimization of thyme essential oil ratio in microcapsule gel [24]

Ratio of oil: gum: gelatin	Size of microcapsules	Uniformity in size and distribution	Wall of Microcapsules	Ranks
0.5:4:4	Very small + Small	Average	Very thick	III
1.0:4:4	Small +Medium	Good	Thick	II
1.5:4:4	Medium	Good	Sharp + Thick	I
2.0:4:4	Large	Poor	Very thick	IV
2.5:4:4	Very large	Poor	Very thick + Ruptured	V
3.0:4:4	Very large	Poor	Very thick + Ruptured	VI

Table 2. Optimization of gum acacia ratio in microcapsule gel [24]

Ratio of oil: gum: gelatin	Size of microcapsules	Uniformity in size and distribution	Wall of Microcapsules	Ranks
1.5:1:4	Very small + Small	Average	Thick	IV
1.5:2:4	Small	Average	Very thick	III
1.5:3:4	Small +Medium	Good	Thick	II
1.5:4:4	Medium	Good	Sharp + Thick	I
1.5:5:4	Very large	Poor	Very thick	V
1.5:6:4	Large + Very large	Very poor	Thick + Ruptured	VI

Table 3. Optimization of gelatin ratio in microcapsule gel [24]

Ratio of oil: gum: gelatin	Size of microcapsules	Uniformity in size and distribution	Wall of Microcapsules	Ranks
1.5:4:1	Large	Average	Very thick	IV
1.5:4:2	Small + Medium	Average	Thick	III
1.5:4:3	Small + Medium	Good	Thick	II
1.5:4:4	Medium	Good	Sharp + Thick	I
1.5:4:5	Large	Average	Thick + Ruptured	V
1.5:4:6	Very large	Poor	Very thick + Ruptured	VI

Table 4. Optimization of temperature for microencapsulation process [24]

Temperature (°C)	Size of microcapsules	Uniformity in size and distribution	Wall of Microcapsules	Ranks
30	Very small	Poor	Thick	VI
35	Small	Average	Very thick	V
40	Small + Medium	Good	Thick	II
45	Medium	Good	Sharp + Thick	I
50	Large	Average	Very thick	III
55	Large	Average	Very thick	IV
60	Very Large	Poor	Thick + Ruptured	VII

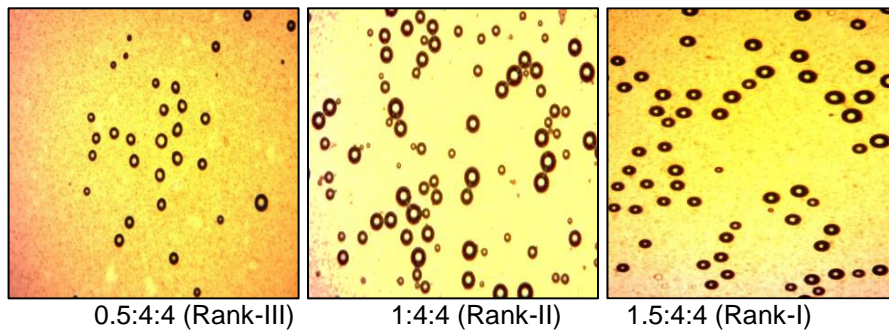


Image 1. Inverted microscopic images of microcapsules at different ratios of thyme essential oil




Image 2. Inverted microscopic images of microcapsules at different ratios of gum acacia

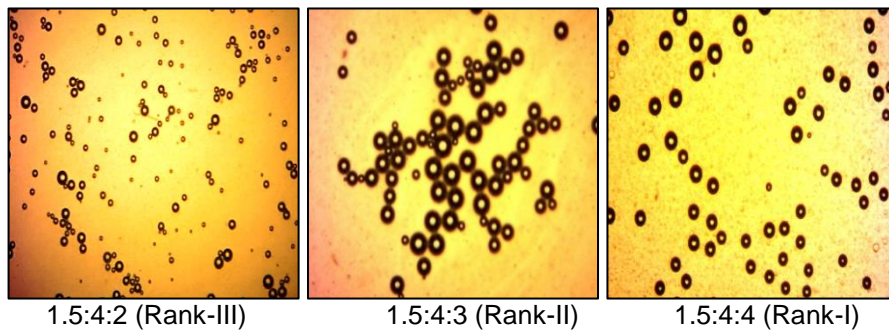


Image 3. Inverted microscopic images of microcapsules at different ratios of gelatin

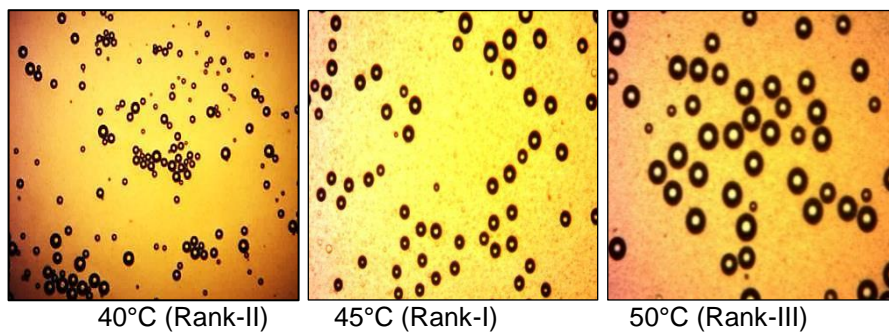


Image 4. Inverted microscopic images of microcapsules at different temperatures




Image 5. Inverted microscopic images of microcapsules at different initial and final pH

Table 5. Optimization of pH for microencapsulation process [24]

pH initial/final	Size of microcapsules	Uniformity in size and distribution	Wall of Microcapsules	Ranks
4.0/7.0	Very small	Poor	Very thick	IX
4.0/7.5	Small	Average	Thick	VI
4.0/8.0	Medium + Large	Good	Sharp + Thick	II
4.0/8.5	Very large	Poor	Very thick + Ruptured	XI
4.5/7.0	Medium	Good	Sharp + Thick	I
4.5/7.5	Medium	Average	Thick	V
4.5/8.0	Very small + Small	Average	Thick	VII
4.5/8.5	Large	Poor	Thick + Ruptured	X
5.0/7.0	Medium	Average	Thick	IV
5.0/7.5	Medium + Small	Good	Sharp + Thick	III
5.0/8.0	Medium + Large	Average	Thick + Ruptured	VIII
5.0/8.5	Very large	Poor	Ruptured	XII
5.5/7.0	Medium+ Large	Average	Very thick	XIII
5.5/7.5	Large	Average	Thick + Ruptured	XIV
5.5/8.0	Very large	Poor	Ruptured	XV
5.5/8.5	Large + very large	Very poor	Very thick + Ruptured	XVI

4. CONCLUSION

The 1.5:4:4 ratio of essential oil, gum and gelatin at temperature 45°C with initial pH 4.5 and final pH 7 were optimized as the medium sized microcapsules having good uniformity in size and distribution with sharp and thick walls were obtained at these optimized ratios and conditions. The best microcapsules were obtained when the ratio of thyme essential oil was lower as compared to wall materials. High temperature of microencapsulation process produced large sized microcapsules which due to thin capsule wall ruptured immediately. Microencapsulation has proven as one of the most effective ways of incorporating desirable qualities to textile materials. Complex coacervation technique of microencapsulation for preparation of thyme essential oil microcapsules is very efficient to acquire long term sustained finish. The thyme essential oil have many reported therapeutic properties therefore

microencapsulated thyme essential oil treated fabrics can be used for apparel, home and healthcare textiles [25].

COMPETING INTERESTS

Authors have declared that no competing interests exist.

REFERENCES

1. Sanjay R, Malpani. Antibacterial treatment on cotton fabric from neem oil, aloe vera and tulsi. International Journal of Advance Research in Science and Engineering. 2013;2(7):35-43.
2. Thite AG, Gudiyawar MY. Development of microencapsulated ecofriendly mosquito repellent cotton finished fabric by natural repellent oils. International Journal of Science Technology and Management. 2015;4(11):166-174.

3. Kumar DV, Boopathi N, Karthick N, Ramesh P. Aesthetic finish for home textile materials. International Journal of Textile Sciences. 2012;1(3):5-9.
4. Dhifi W, Bellili S, Jazi S, Bahloul N, Mnif W. Essential oils' chemical characterization and investigation of some biological activities: A critical review. Medicines. 2016;3(25):1-16.
5. Sousa VI, Parente JF, Marques JF, Forte MA, Tavares CJ. Microencapsulation of essential oils: A review. Polymers. 2022;14(9):17-30.
6. Dauqan EMA, Abdullah A. Medicinal and functional values of thyme (*Thymus vulgaris* L.) herb. Journal of Applied Biology and Biotechnology. 2017;5(2):017-022.
7. Dauqan EMA, Thamer FH, Naji KM, Alshaibi Y. Different extraction methods and antioxidant properties of thyme (*Thymus vulgaris* L.) herb. International Journal of Chemical Science. 2017;1(2):110-116
8. Indrie L, Affandi NDN, Diaz-Garcia P, Haji A, Ilies DC, Zlatev Z, Farima D. Mechanical and morphological properties of cellulosic fabrics treated with microencapsulated essential oils. Coatings. 2022;12(12):19-25.
9. Wijesirigunawardana PB, Perera BGK. Development of a cotton smart textile with medicinal properties using lime oil microcapsules. Acta Chim Slov. 2018;65(4):150-159.
10. Singh N, Sheikh J. Microencapsulation and its application in production of functional textiles. Indian Journal of Fibre and Textile Research. 2020;45(2):495-509.
11. Anitha R, Ramachandran T, Rajendran, R, Mahalakshmi M. Microencapsulation of lemon grass oil for mosquito repellent finishes in polyester textiles. Elixir Biology Physics. 2011;40(2):5196-5200.
12. Raj DK, Sah N. Microencapsulation in textile: An overview. World Journal of Pharmaceutical Research. 2020;9(4):334-341.
13. Senem K, Guldemet B, Figan O, Atac U. Preparation of thyme oil loaded microcapsules for textile applications. International Journal of New Technology and Research. 2018;4(3):01-08.
14. Bhatt L, Singh SSJ. Comparative analysis of lemongrass oil application on textile substrate through microencapsulation and exhaust method. Proceedings, International Conference on Applied Science Technology and Management. Mahratta Chamber of Commerce Industries and Agriculture, Pune, India. 2018;56-63.
15. Napiorkowska A, Kurek M. Coacervation as a novel method of microencapsulation of essential oils: A Review. Molecules. 2022;27(16):51-60.
16. El-Molla MM, El-Ghorab AH, El-Massry KF. Preparation and characteristics of eco-friendly essential oils and its utilization for finishing cotton fabrics. International Journal of Science and Research. 2015; 6(11):4-13.
17. Kumari P, Rose NM, Singh SSJ. Development of palmarosa oil microcapsules. Asian Journal of Home Science. 2017;12(1):149-154.
18. Srivastava M, Verma K. Development of microcapsules of peppermint oil. International Journal of Education and Applied Sciences Research. 2017;4(3):1-8.
19. Sannapamma KJ, Lokanath HM, Naikwadi S. Antimicrobial and aroma finishing of organic cotton knits using vetiver oil microcapsules for health care textiles. International Journal of Materials and Textile Engineering. 2018;12(2):82-93.
20. Cai C, Ma R, Duan M, Lu D. Preparation and antimicrobial activity of thyme essential oil microcapsules prepared with gum arabic. RSC Advances. 2019; 9(34):19740-19747.
21. Dima C, Cretu R, Alexe P, Dima S. Microencapsulation of coriander oil using complex coacervation method. Scientific Study and Research. 2016;14(3):155-162.
22. Siow LF, Ong CS. Effect of pH on garlic oil encapsulation by complex coacervation. Journal of Food Processing and Technology. 2013;4(1):1-5.
23. Pakzad H, Alemzadeh I. Microencapsulation of peppermint oil by the complex coacervation method. Austin Environmental Sciences. 2018;3(1) :10-19.
24. Shalini Rukhaya, Neelam M Rose, Saroj Yadav. Microencapsulation of vetiver essential oil using complex coacervation technique. Eco. Env. & Cons. 2022;28. (August Suppl. Issue): (S110-S116) Copyright@ EM International.
25. Chaib S, Benali N, Arhab R, Sadraoui Ajmi I, Bendaoued H, Romdhane M. Preparation of *Thymus vulgaris* essential oil microcapsules by complex coacervation

- and direct emulsion: Synthesis, characterization and controlled release properties. *Arabian Journal for Science and Engineering*. 2021;46:5429-5446.
26. Kumari P. Development of aroma textiles using essential oils. Ph.D. Thesis, Department of Textile and Apparel Designing, CCS Haryana Agricultural University, Hisar, Haryana; 2015.

© 2023 Anita et al.; This is an Open Access article distributed under the terms of the Creative Commons Attribution License (<http://creativecommons.org/licenses/by/4.0>), which permits unrestricted use, distribution, and reproduction in any medium, provided the original work is properly cited.

Peer-review history:

The peer review history for this paper can be accessed here:

<https://www.sdiarticle5.com/review-history/101737>