



The Influence of Different Acid Chloride on the General Characterizations, Electrical and Ultrasonic Mechanical of Terpolymers: Comparison Study

Momen S. A. Abdelaty^{1*}, Abdel Haliem M. Hussien¹ and Kamal I. Ali²

¹*Polymer Lap, Department of Chemistry, Faculty of Science (Assiut), Al-Azhar University, Assiut, 71524, Egypt.*

²*Polymer Research Laboratory, Department of Chemistry, Faculty of Science, Assiut University, Assiut, 71516, Egypt.*

Authors' contributions

This work was carried out in collaboration between all authors. All authors read and approved the final manuscript.

Article Information

DOI: 10.9734/CSJI/2018/40757

Editor(s):

- (1) Georgiy B. Shul'pin, Semenov Institute of Chemical Physics, Russian Academy of Sciences, Moscow, Russia.
(2) Marcelo Daniel Preite, Professor, Department of Organic Chemistry, Pontifical Catholic University of Chile, Chile.

Reviewers:

- (1) Hidetaka Kawkaita, Saga University, Japan.
(2) Haroon Rahim, Sarhad University of Science and Information Technology, Pakistan.
(3) P. Ghosh, North Bengal University, India.

Complete Peer review History: <http://www.sciedomain.org/review-history/24307>

Original Research Article

Received 10th February 2018
Accepted 18th April 2018
Published 24th April 2018

ABSTRACT

Unsaturated terpolyesters have been prepared and investigated by chemical and physical instruments. The effect of acid chloride in the general physical characterizations of terpolyesters was the aim of study. The solubility of terpolyesters has been tested in different solvents. The viscosity average molecular weight was determined according to *Mark-Hounwink* equation using some standards polymers. The thermal stability and glass transition temperature was recorded by Thermogravimetric analysis and Differential thermal analysis respectively. The crystallinity has also been investigated by X-ray diffractogram. Moreover, the morphology and shape of terpolyesters was scanned by scanning electron microscopy. The electrical properties especially dielectrical constant of polymer material have been discussed with some detailed. Our target of

*Corresponding author: E-mail: abdelatymomen@yahoo.com;

study focused on the improvement of physical properties of new unsaturated terpolyesters with special interest to the electrical and mechanical properties to be applicable as insulator material.

Keywords: Unsaturated terpolyester; characterization; acid chloride; electrical; ultrasonic mechanical.

1. INTRODUCTION

The copolymerization process in which three monomers used is called terpolymerization and polymers known as terpolymers. Terpolyester is the most popular kind due to its highly intensive application especially in the medical applications [1-3].

Recently, unsaturated polyesters have been discovered to be an important class of high performance and polymer engineering [4-7]. They have several applications as thermoset in polymer composites, fiber-reinforced plastics and polymer concretes [8-10]. The production of unsaturated polyesters has been widely used due to their advantages involving low cost and thermal stability [11-15]. However, unsaturated polyesters are generally difficult to process because of their high melting temperature or high glass-transition temperature by virtue of their rigid structure [16-18]. Hence, flexible aliphatic methylene units such as ethylene and hexamethylene were introduced in the backbone of the polymers. These methylene spacers enhance the processing and fabrication of polyesters. In addition, fumaric acid as the trans-diacid was used because it is relatively cheap, less corrosive and gives lighter-colored products, whereas the simplest diols increase the tendency of the polyester to crystallize [19,20].

Many studies were concerning with preparation of unsaturated polyester composites with especial interest to their mechanical properties [21-22]. Moreover, other studied the formation of nanocomposites silicate layered from unsaturated polyesters [23].

One of the most important properties is the dielectric constant which symbol by (ϵ) and defined as the ratio of the capacitance of a condenser containing the material to the capacitance under vacuum. The extent of charge inside condenser measured its capacitance. The electrical properties of polymer thin film especially the dielectric constant and their application as insulators have been recently discussed [24,25]. Many articles have been attended in improvement the magnitude of

electrical conductivity of insulating polymers materials [26,27]. Many studies have also been measured the dielectric constant of natural polymers like cellulosic, [28] protein, and synthetic fibers [29]. The mechanical properties of solid polymers are related to Hooke's law which describes the relation between stresses to strain [30]. New technology used the ultrasonic spectroscopy to measure the elastic properties of polymers [31]. This technique is depending on Poisson's ratio (ν) that described the relation between transverse strain and longitudinal strain in the elastic loading direction [32]. Poisson's ratio is closed to 0.5 for most polymeric material [33]. The mechanical properties of unsaturated polyester composites have a great interest of many scientists [34-35].

This study reports the preparation and characterization of new unsaturated terpolyesters. The influences of different acid chloride on the physical and chemical characterization of polymers have been discussed. We have focused on the thermal, morphological, electrical and mechanical properties of different unsaturated terpolyesters.

2. EXPERIMENTAL

2.1 Materials

4-Hydroxy-3-methoxybenzaldehyde (vanillin) (99%, Alderich, Germany), 4-Hydroxybenzaldehyde (99%, Alderich, Germany) and 3-Hydroxybenzaldehyde (99%, Alderich, Germany). 4-Nitrobenzoic acid from (98%, Merck, Germany). Adipoyl, sebacoyl, isophthaloyl and terephthaloyl dichlorides (99%, Merck Germany), Cyclohexanone (98%, Fluka Germany). Other chemicals were purchased from Aldrich, Merck, Fluka or Acrös companies and purified by standard methods.

2.2 Instrumentations

The infrared spectra for all solid samples were recorded on IR-470 infrared spectrophotometer, Shimadzu; and Pye Unicam SP3-100 spectrophotometer (Japan) using KBr pellet

technique. Nuclear Magnetic Resonance spectra for monomers and models were recorded on a Varian EM-390 (90MHz) spectrometer and GNM-LA (400MHz) (USA) spectrophotometer at room temperature in DMSO or CDCl_3 using TMS as the internal reference. Nuclear Magnetic Resonance spectra for polymers were recorded on a Bruker AVANCE 500 (USA) spectrometer (500 MHz) at room temperature in CF_3COOD . The ultra-violet visible spectra were scanned on U. V.-Visible spectrophotometer, Labomed, (USA), Spectro Double Beam 8 Auto cell, U. V D 3200, 190-1100nm in conc. H_2SO_4 as solvent. The solubility of the polymer were examined using 0.02 g of polymer in (3-5 ml) of solvent at room temperature. The inherent viscosities of the polymer solution (0.5 %w/v) 1n conc. H_2SO_4 were determined at 30°C using an Ubbelohde suspended level viscometer VWR (Germany). X-ray diffract graphs of the polymer were obtained with Philips X-ray Pw 1710 (Japan) diffractometer, using Ni-filtered $\text{CuK}\alpha$ radiation. Thermo-gravimetric analysis (TGA), differential thermal analysis they are carried out in air with Shimadzu TGA-50. Perkin Elmer Differential Scanning Calorimeter Pyris 1 was used for the determination of T_g of solid polymers. The thermogram was recorded at heating and cooling rate of 5°C/min. X-ray diffraction of polymers was recorded on Bruker AXS D8 Advance diffractometer with $\text{Cu K}\alpha$ characteristic radiation at a voltage of 40 KV and a current of 40 mA. The scanning rate was 0.4°/min; the range of 2θ was from 20° to 80° at room temperature. The morphology of the polymer were examined by Scanning Electron Microscopy (SEM) using a JSM-5400 LV instrument; images were recorded with a Pentax Z-50P Camera with IL ford film at an accelerating voltage of 15KV (USA).

2.3 Electrical Properties

The dielectric constant (ϵ), parallel resistance (R_p) and parallel capacitance (C_p) were determined for specimens in the form of discs. They were prepared as discussed previously, the diameter 10 mm and thickness about 7mm. The measurements have been carried out at room temperature and frequency rang 100Hz-1MHz using HIOKI 3532-50 LCR Hi TESTER.

2.4 Ultrasonic Velocity Measurements

Ultrasonic waves travel through any solid material at a specific velocity related to the material characterization and its density. In our study we used the pulse technique which is

widely used to generate ultrasonic measurements for solid and fluids. A pulse of sinusoidal voltage is applied to a piezoelectric transducer that is directly contacted with the samples under investigation, and then the electrical pulse converted to acoustical pulse that transmitted into the medium. The pulse propagates down the medium, and reflected to the opposite face. The time intervals between successive echoes can be measured and velocity of the wave is determined. Once time intervals duration is obtained and the thickness of the samples determined the velocity of the ultrasonic wave of the sample can be calculated by equation (1); where d is the thickness of the sample and Δt is the time intervals (32)

$$v = 2d/\Delta t \quad (1)$$

In general, the solids are subjected to three types of stressing condition: uniaxial stress, triaxial stress and pure shear. If a uniaxial stress is applied on a body, then elongation in the same direction will be produced. Young's modulus (E); is defined as the ratio of the linear stress to linear strain as. Shear of rigidity (G); is defined as the ratio of the shear stress to the shear strain. Bulk modulus (K); defined as the ratio of the hydrostatic stress to the volumetric strain. Micro-hardness (H); is a measure of the resistant of material to being penetrated and eroded by another material's shear projection. The four constants held as equations 2-6; where ρ is the density of the material, L is the longitudinal elastic modulus, V_l and V_s are the longitudinal and transverse ultrasonic velocities and ν is Poisson's ratio [32,33].

$$L = \rho V_l^2 \quad (2)$$

$$G = \rho V_s^2 \quad (3)$$

$$E = 2(1 + \nu) G \quad (4)$$

$$K = L - (4/3) G \quad (5)$$

$$H = (1 - 2\nu) E / 6(1 + \nu) \quad (6)$$

2.5 Synthesis of Monomers 1, 2, 3 and Their Models 4a, 4b, 4c

The monomers 1 and 3 and their models were synthesized as described in previous work [34, 35]. A new monomer 2 and its model were prepared by the same procedure by condensation of m-hydroxy benzaldehyde with cyclohexanone for 3 hrs. as brown needles from ethanol, yield 91%, m. p 215°C.

Table 1. Mole ratios of monomers, acid chlorides, physical states, yield%, viscosity average molecular weight and glass temperature of synthetic terpolyesters 4a, 4b and 4c

Code	Acid chloride (0.06mol) in 100 ml dry CH ₂ Cl ₂	Yield [%]	Mv 10 ³ g/mol	T _g [°C]
4 a	6.10 g	80	8500	345
4 b	7.00 g	86	10300	105
4 c	9.20 g	89	9600	325

Model 1Ia was obtained by the reaction of 2, 6-bis (3-hydroxybenzylidene) cyclohexanone and benzoyl chloride as yellow plates from benzene yield, 93%, m. p 216°C.

¹H NMR (90 MHz, DMSO-d₆, δ): = 9.75 ppm (s, 2H, 2OH group), at 7.65 ppm (s, 2H of 2CH=C); at 6.8 - 7.35 ppm (m, 8H of Ar -H), at 2.85 ppm (m, 4H of 2CH₂) and at 1.85 (pentet, 2H of CH₂ of cyclohexanone).

IR (KBr) (2 monomer): ν = IR spectra recorded from KBr pellets showed characteristic bands for C=O cyclohexanone at 1690-1700 cm⁻¹; C=C stretching at 1590-1600 cm⁻¹; phenylene rings at 1590-1510 cm⁻¹.

¹H NMR (90 MHz, CDCl₃, δ): 8.25- 8.60 ppm (m, 4H 30, 34, 35, 39 Ar-H), 7.50 – 8.10 ppm (m, 12H 14-19, 31-33, 36-38 Ar-H), 7.15 –7.25 ppm (s, 2H, 8, 9- CH=C), 2.60-2.90 ppm (t, 4H, 2, 4-2CH₂), 1.25 – 1.85 ppm (pent., 2H 3-CH₂) of cyclohexanone.

IR (KBr) (1Ia model): ν = 1735 (s) (C=O of ester group), 1670 (s) (C=O of cyclohexanone), 1600 (s) (C=C).

2.6 Synthesis of 4, 4-Azodibenzoyl-dichloride

The reaction has been done in two steps the first is the formation of azobenzene 4, 4-dicarboxylic acid followed by conversion to acid chloride azobenzene 4, 4-dicarboxylchloride as described in recent articles [34,35].

2.7 Synthesis of Terpolymers

In a three necked, round bottomed flask (500 cm³ volume) equipped with a mechanical stirrer (2000 rpm/min), dry nitrogen inlet and out let, and dropper, a mixture of three different monomers (mol/mol) of diarylidencyclohexanone, and a suitable quantity of sodium hydroxide; that is stoichiometric quantity (0.02 mol) of 100% excess (0.04 mol) dissolved in 100 ml of water was introduced. After mixing (0.02 mol.) of acid

chloride dissolved in 40 ml methylene chloride was added over a period 2-3 min. at 25°C and vigorously stirring. After complete addition of acid chloride, the stirring was continued for 60 min., during which yellow solid product separated out. The solid polymer was filtered off, washed by water, hot ethanol, hot acetone, and dried under reduced pressure (1 mmHg) at 100°C for two days. Three terpolyesters were separated and casted from methylene chloride.

3. RESULTS AND DISCUSSION

Scheme 1 describe the preparation of unsaturated terpolyesters by interfacial condensation polymerization of three monomers 1, 2 and 3 with different acid chloride involving aliphatic, aromatic and azo compound.

3.1 Polymer Characterizations

3.1.1 IR spectra

KBr FT IR spectra showed characteristic bands u = 1730-1745 cm-1for C=O ester; u =1690-1700 cm-1 C=O cyclohexanone; u =1590-1600 cm-1 C=C stretching; u =1590-1510 cm-1 phenylene rings; and u =1250-1260 cm-1 C-O-C bonds (ether linkage). All data was in logic with the chemical structure.

3.1.2 ¹H NMR spectra

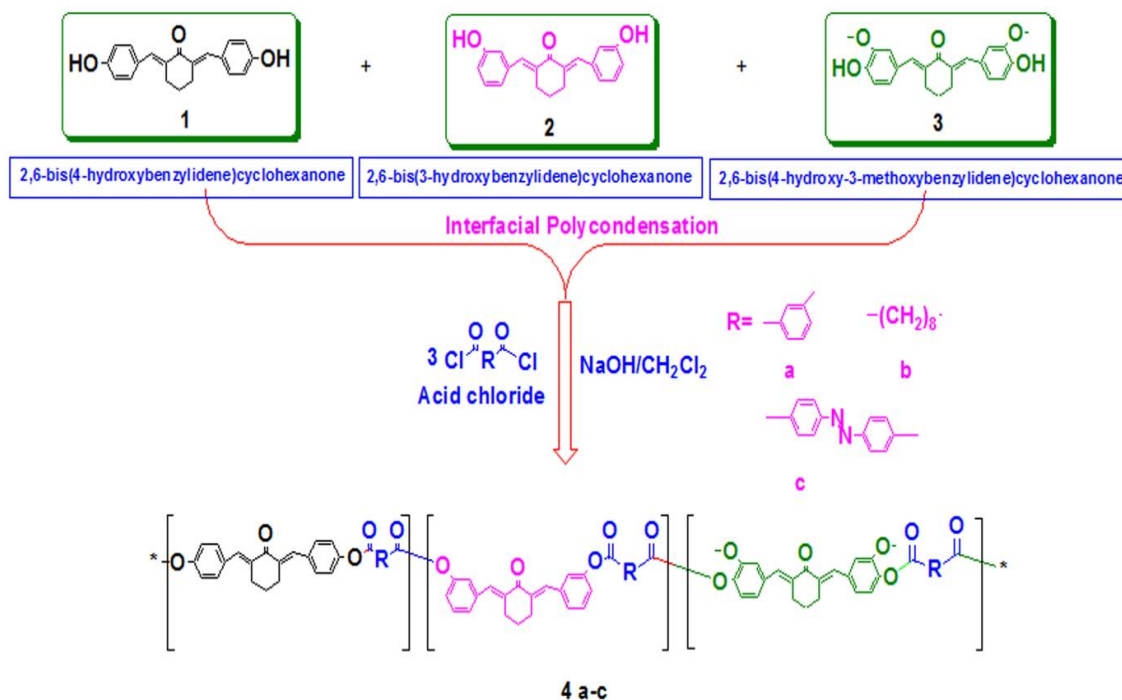
BRUKER DRX-500 spectrometer was used to record H-proton 1H-NMR of terpolyesters in CF₃COOD. The 1HNMR for unsaturated terpolyesters (4a, 4b, 4c) was shown in Fig. 1. Each spectrum recorded the presence of; 0.93-1.10, 1.36-1.73, 3.20-3.62 ppm (m-CH₂-cyclohexanone), 4.12-4.38 ppm (m-OCH₃), and 7.07-8.98 (m-Ar-H). Moreover, polymer 5d with sebacate main chain showed at 2.52-2.96 ppm (m-CH₂).

3.1.3 Solubility

Unsaturated terpolyesters were tested for solubility in different solvents e.g. N-methyl-2-pyrrolidone (NMP), dimethyl formamide (DMF),

m-cresol, dimethylsulphoxide (DMSO), CHCl_3 -acetone mixture, dichloroacetic acid (DCA), and concentrated H_2SO_4 . Table 2, cleared the majority of the terpolyesters were completely insoluble in NMP, m-cresol, CHCl_3 -acetone mixture. While, in the protic solvents as (DCA) (Cl_2CHCOOH) or (TFA) (F_3CCOOH) terpolyesters are completely soluble at room

temperature. As similar, in (conc. H_2SO_4) all are completely soluble at room temperature. The presence of different acid chloride from aliphatic or aromatic has sharply influenced in the solubility of terpolyesters. We have also detected the slight solubility of unsaturated terpolyesters with aliphatic acid chlorides in the main chain in DMSO and DMF.



Scheme 1. Synthesis of terpolyesters 4a, 4b and 4c

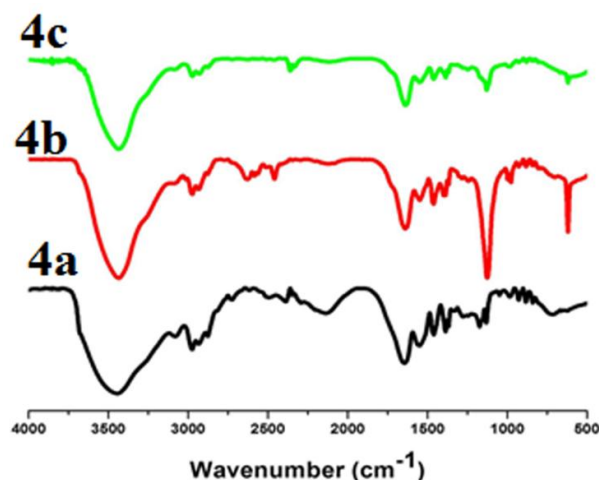


Fig. 1. FT IR of terpolyesters

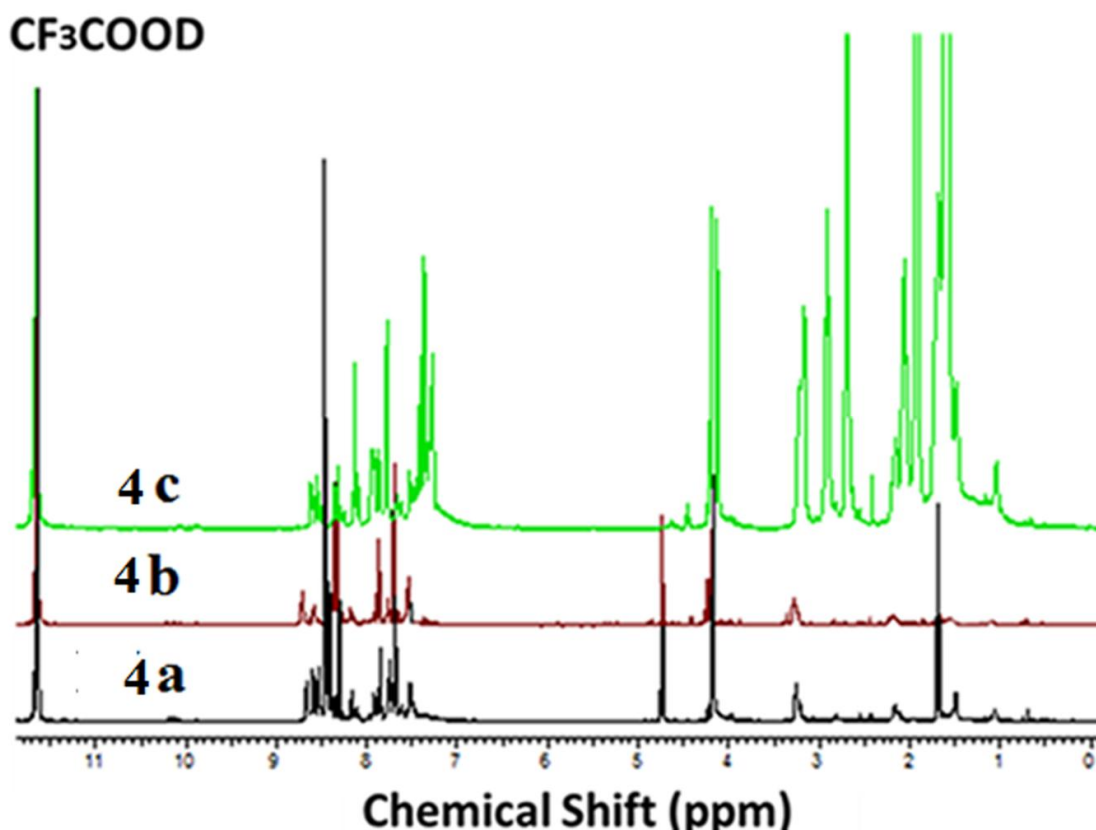
Fig. 2. ^1H NMR (CF_3COOD) of copolyester

Table 2. Solubility characteristics of copolyesters series 4a, 4b and 4c

Polymer code	1	2	3	4	5	6	7	8
4 a	-	-	-	-	-	+	+	+
4 b	±	±	-	-	-	+	+	+
4 c	±	±	-	-	-	+	+	+

1(DMF), 2 (DMSO), 3 (NMP), 4 (*m*-cresol), 5 (Chloroform: acetone 1: 1), 6 (DCA), 7 (TFA), 8 (Conc. H_2SO_4). (+) Soluble at room temperature (RT); (±) partially soluble at RT; (-) insoluble at RT

3.1.4 The molecular weight (Mv)

Mark-Hounwink equation was used for determination of intrinsic viscosity which further used for the determination of viscosity average molecular weight of terpolyesters as discussed in recent articles and lectures [36-37]. Table 1 summarized all viscosity average molecular weights (4a-4c). We noticed an increase in the viscosity average molecular weight of terpolyester 4b that has sebacoyl in the main chain referring to the highly polydispersity of aliphatic polymers than the aromatic one.

3.1.5 Differential thermal analysis (DTA)

Differential thermal analysis (DTA) was used to record the glass transition temperature of unsaturated terpolyesters with different acid chlorides in air at a heating rate of $10^\circ\text{C min}^{-1}$ as shown in Fig. 3 and was summarized in Table 1. Polymer 4b has flexible chain is due to the presence of - (COO) - and - (CH₂) - units in the main. The chain rigidity is enhanced by the presence of aromatic groups in the main chains as demonstrated in polymers 4a, 4c [38].

The higher T_g value of polymer 4c with azo group attributed to the highly hindrances to internal

rotation about primary valance bonds, and hence raises T_g [39].

3.1.6 X-ray analysis

The X-ray diffractograms Fig. 4 showed a broad peak at $2\theta = 20^\circ$. This peak is associated to the intra-chain segments distance of 0.45 nm (determined using the Bragg's law). Fig. 4 showed some results;

1. Unsaturated terpolyesters 4b with eight methylene groups (sebacoyl), increase the polymer chain flexibility.
2. Unsaturated terpolyesters (4a, 4c) with both azo $-N=N-$ group and unsaturation bonds effect side by side in the polymer

towards some extent of crystallinity [36-37].

3.1.7 Morphological features

Scanning electron microscopy (SEM) was used to scan the surface and the morphology of the synthesised terpolyesters. The surface of terpolyester 4a Fig. 5, magnification of $X=200$ likes fibrous aggregates; terpolyesters 4 b in Fig. 6, magnification of $X=200$ appeared as fibrous aggregates; terpolyesters 4 c with azo group in the main chain with magnification of $X= 750$ in Fig. 7 showed waxy-looking masses.

3.2 Electrical Properties of Terpolyesters

The electrical properties of unsaturated terpolyesters have been tested with special attention to dielectrical (ϵ) constant of solid

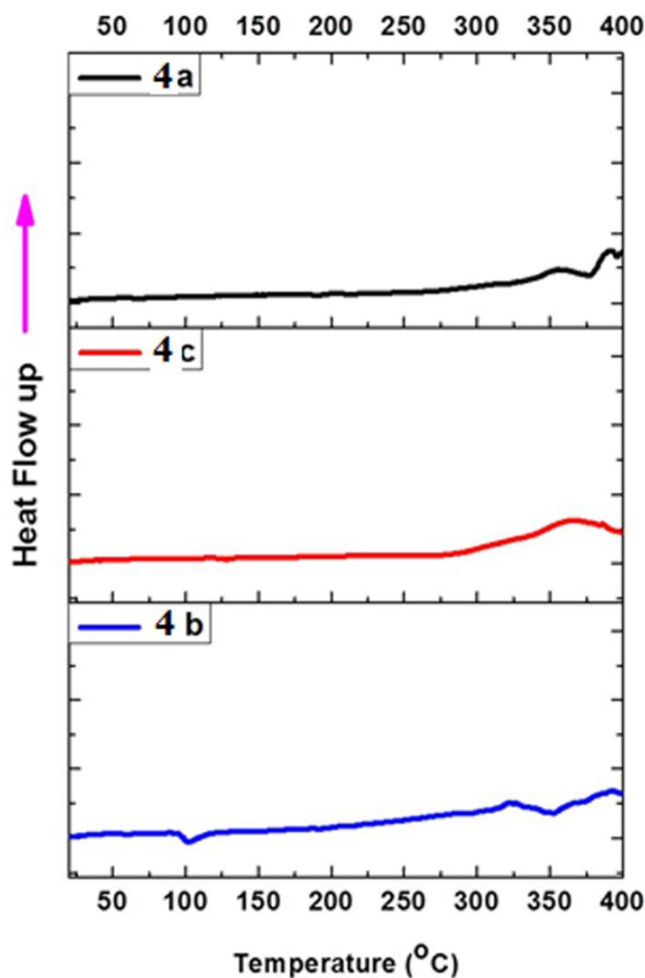


Fig. 3. DTA of unsaturated terpolyesters 4a, 4b and 4c

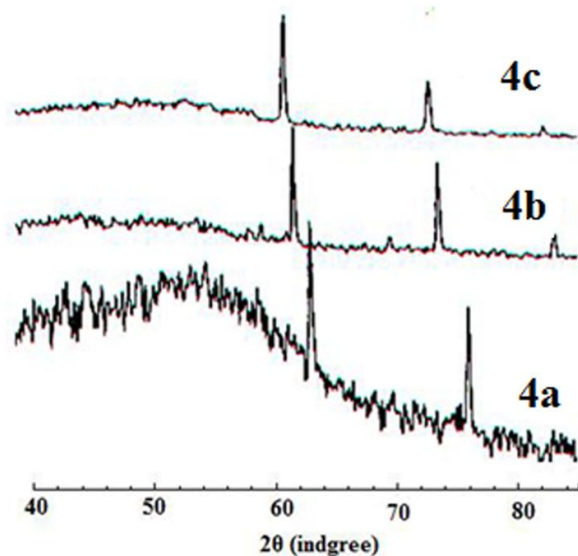


Fig. 4. X-ray diffraction patterns of terpolyesters 4a, 4b, 4c




Fig. 5. SEM images of terpolyesters 4a surface at 200 nm magnifications

polymers. Table 3 summarized the electrical parameters of unsaturated terpolyesters with different acid chloride in the main chain. From Table 3 and Figs. 8 and 9 for polymers 4a and 4c with aliphatic and aromatic acid chloride exhibited insulator properties, while others with aromatic azo acid chlorides have some electricity due to the polarization and the electron displacement of the azo group with aromatic conjugation as shown in Fig. 10.

3.3 Mechanical Properties

Values of longitudinal, transverse ultrasonic velocities and elastic moduli constants for

terpolyesters 4a, 4b and 4c are cleared in Table 4. The ultrasonic changes may be explained on the basis of physical properties of terpolyesters as shown in Tables 4 and 5. They are heterogeneous and have higher long chain. Terpolyester **4b** is more elastic than terpolyester **4a** due to the presence of methylene group which increase the movement of polymer chain [40]. Terpolyester with azo groups **4c** in the main chain showed average elasticity between those with aromatic and aliphatic groups, this can be attributed to the mobility of azo group in presence of aromatic chain groups [41,42,43,44,40].




Fig. 6. SEM images of terpolyester 4b, surface at 200 nm magnifications




Fig. 7. SEM images of terpolyesters 4c, surface at 750 nm magnifications

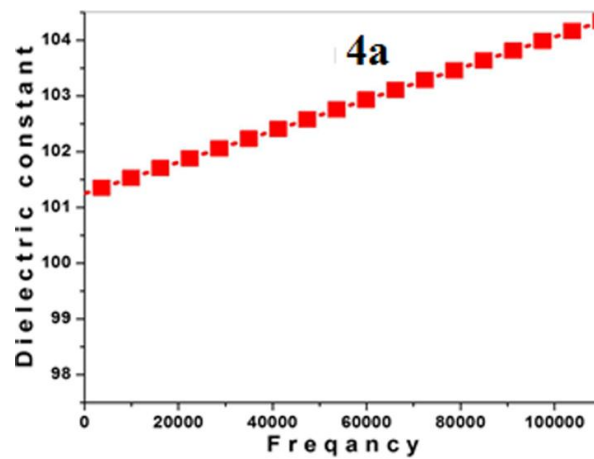


Fig. 8. Relation between dielectric constant and frequency for terpolyester 4a

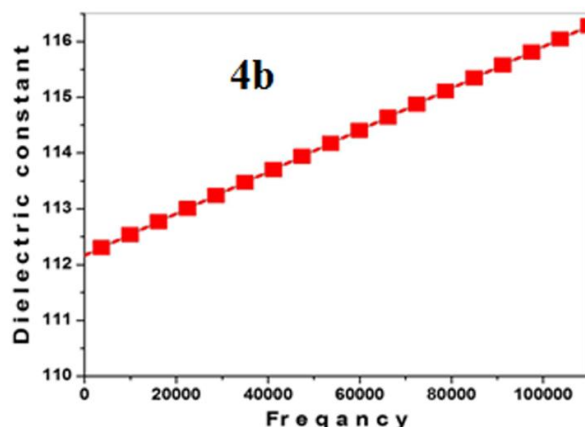


Fig. 9. Relation between dielectric constant and frequency for terpolyester 4b

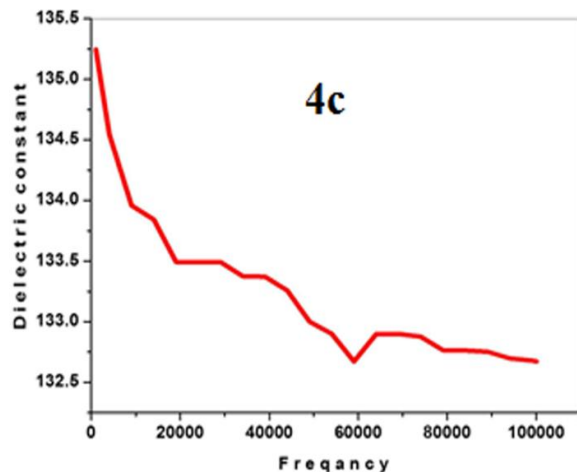


Fig. 10. Relation between dielectric constant and frequency for terpolyester 4c

Table 3. The values of relative dielectric constant (ϵ'), parallel resistance (R_p) and parallel capacitance (C_p) for selected copolyesters and terpolyesters

Polymer	$d(m) 10^{-3}$	ϵ'^a	$R_p^b (\Omega) 10^7$	$C_p^c 10^{-11}$
4a	3.21	81-86	8-10	1.57
4b	5.19	101-111	7-9	1.24
4c	1.51	72-75	5-7	1.35

^a dielectric constant, ^b parallel resistance, ^c parallel capacitance

Table 4. Densities, ultrasonic velocities (longitudinal, transverse) and Poisson's ratio for copolyesters and terpolyesters

Polymer	$\rho^a (Kg/m^3) 10^3$	$V_L^b (m/s)$	$V_s^c (m/s)$	ν^d
4a	1.42	6013	3235	0.30
4b	1.31	6528	3223	0.35
4c	1.44	6347	3246	0.33

^a density, ^b longitudinal velocity, ^c transverse velocity, ^d Poisson's ratio

Table 5. Elastic moduli for selected copolyesters and terpolyesters

Polymer	(L) ^a GPa	(G) ^b GPa	(E) ^c GPa	(K) ^d GPa	(H) ^e GPa
4a	51.02	14.76	38.06	31.44	2.11
4b	55.39	13.50	36.17	37.40	1.45
4c	48.24	13.28	34.78	30.55	1.69

^a Longitudinal Modulus; ^b Shear Modulus; ^c Young's Modulus; ^d Bulk Modulus; ^e Micro-Hardness

4. CONCLUSION

The study reported synthesis and characterization of new terpolyesters based on new bisphenol monomers with different acid chlorides. The influences of acid chloride on the physical characterization were our aim of study. The solubility of terpolyesters was very poor in organic and inorganic solvent except in very strong acids such as sulphuric and trifluoroacetic acids. XRD recorded amorphous case with aliphatic acid chloride while it showed semi-crystalline of aromatic and azo terpolyesters. The glass transition temperature showed the highest value for terpolyesters with aliphatic chain. The heterogeneous surface with the formation of layers has shown by SEM images. The dielectric constant of terpolyesters with aliphatic or aromatic chains demonstrated the insulator characters while with azo groups in the main chain demonstrated some electrical properties due to highly polarizability. The mechanical properties of terpolyesters were investigated by ultrasonic impulses which further used to determine different kinds of elastic moduli. It has been observed that terpolyesters with aliphatic acid chloride in the main chain have more elasticity than others with aromatic acid chloride.

ACKNOWLEDGEMENTS

I respect and thank Prof. Dr. Yasser Sadeek and Prof. Dr. Sayed Abas Physics Department Al-Azhar University (Assiut) for providing me an opportunity to do the project work, and giving us all support and guidance which made me complete the project duly.

COMPETING INTERESTS

Authors have declared that no competing interests exist.

REFERENCES

- Liang YS, Zhao W, Chen GQ. Study on the biocompatibility of novel terpolyester poly(3-hydroxybutyrate-co-3-

- hydroxyvalerate-co-3-hydroxyhexanoate). Microb Biotechnol. 2017;2:371–380.
- Won JY, Sung YH, Jun MK, Yoo JL, Sang UL, Seung SI. Synthesis and Characteristics of a Biobased High-Tg Terpolyester of Isosorbide, Ethylene Glycol, and 1,4-Cyclohexane Dimethanol: Effect of ethylene glycol as a chain linker on polymerization. Macromolecules. 2013; 18:7219–7231.
- Li ZJ, Qiao K, Shi W, Pereira B, Zhang H, Olsen BD, Stephanopoulos G. Biosynthesis of poly(glycolate-co-lactate-co-3-hydroxybutyrate) from glucose by metabolically engineered *Escherichia coli*. Metab Eng. 2016;35:1–8.
- Boeing HV. Unsaturated polyesters: Structure and properties. Elsevier Publishing Company, Amsterdam, London, New York; 1964.
- Parkyn B, F. Lamb, Clifton BV. Unsaturated polyesters and polyesters plasticizers. Elsevier, New York, Polyesters; 1976.
- Teramoto N, Ozeki M, Fujiwara I, Shibata M. Crosslinking and biodegradation of poly (butylene succinate) prepolymers containing itaconic or maleic acid units in the main chain. J Appl Polym Sci. 2005;95: 1473–1480.
- Barrett DG, Merkel TJ, Luft JC, Yousaf MN. One-step syntheses of photo-curable polyesters based on a renewable resource. Macromolecules. 2010;43:9660–9667.
- Jasinska L, Koning CE. Unsaturated, biobased polyesters and their cross-linking via radical copolymerization. J Polym Sci Pol Chem. 2010;48:2885–2895.
- Zhang YR, Spinella S, Xie W, Cai J, Yang Y, Wang YZ, Gross RA. Polymeric triglyceride analogs prepared by enzyme-catalyzed condensation polymerization. Eur Polym J. 2013;49:793–803.
- Gross RA, Ganesh M, Lu W. Enzyme-catalysis breathes new life into polyester condensation polymerizations. Trends Biotechnol. 2010;28:435–443.
- Jiang Y, Albert W, Alberda K, Katja L. Enzyme-catalyzed synthesis of unsaturated aliphatic polyesters based on

- green monomers from renewable resources. *Biomolecules*. 2013;3:461-480.
12. Mahapatro B, Kalra A, Kumar RA. Gross, "Lipase-catalyzed polycondensations: Effect of substrates and solvent on chain formation, dispersity, and end-group structure. *Biomacromolecules*. 2003;4: 544–551.
 13. Marioara N. Aromatic polyesters with photosensitive side chains: Synthesis, characterization and properties. *J Serb Chem Soc*. 2016;81:1–14.
 14. Alsheh D, Marom G. Bromostyrene crosslinked polyesters. IV. The effects of the C-Br bond strength and of synergists on fire retardancy. *J Appl Polym Sci*. 1978;22:3177-3184.
 15. Zaifei W, Christopher WM, Frank SB. Fluorine-enriched melt-blown fibers from polymer blends of poly (butylene terephthalate) and a fluorinated multiblock copolyester. *Appl Mater Interfaces*. 2016; 8:754–761.
 16. Triviede BC, Culbertson BM. Maleic anhydride. Plenum Press, New York, Chap. 12; 1982.
 17. Yoon KH, Dibenedetto AT, Huang S. Recycling of unsaturated polyester resin using propylene glycol polymer. *J Polymer*. 1997;38:2281-2285.
 18. Fouad M, Abdelkhalek R, Jalal I. New aromatic-aliphatic co-polyesters: Effect of the structural characteristic on the thermal properties. *J Mater Environ Sci*. 2015;6: 1377-1385.
 19. Alessandro P, Enrique HA, Valerio F, Doris R, Georg MG, Lucia G. The closure of the cycle: Enzymatic synthesis and functionalization of bio-based polyesters. *Trends in Biotechnology*. 2016;4:316–328.
 20. Elayaraja K, Kishor S, Giridhar M. Copolyesters from soybean oil for use as resorbable. *Biomaterials. Sustainable Chem. Eng*. 2015;5:880–891.
 21. Liu F, Wang T, Tan B. Chen Lipase-catalyzed synthesis and characterization of polymers by cyclodextrin as support architecture. *Carbohydr Polym*. 2013;92: 633–640.
 22. Moeenuddin AS, Kim LP, Alan F. Effect of fibre treatments on interfacial shear strength of hemp fibre reinforced polylactide and unsaturated polyester composites. *J Composites: Part A*. 2011;42: 1189-1196.
 23. Motawie MA, Ahmed NM, ElMesallamy SM, Sadak EM, Kandile NG. Unsaturated polyesters/layered silicate nanocomposites: synthesis and characterization. *J App. Chem (IOSR-JAC)*. 2014;10:34-43.
 24. Sengwa RJ, Sankhla S. Characterization of ionic conduction and electrode polarization relaxation oligomers. *Polym Bull*. 2008;60:689-700.
 25. Yao L, He W, Zuosen S, Jingjing M, Xuesong W, Donghang Y, Zhanchen C. Novel high- k polymers as dielectric layers for organic thin- film transistors. *Polym Chem*. 2015;6:6651-6658.
 26. Kimura T, Kajiwara M. Electrical properties of poly (n-butylamino) (di-allylamino) phosphazene. *J Mat Sci*. 1998;11:2955-2959.
 27. Shekhar S, Prasad V, Subramanyam SV. Structural and electrical properties of composites of polymer-iron carbide nanoparticles embedded in car bon. *Mat. Sci. and Eng B*. 2006;133:108-112.
 28. Omed GHA, Jamal GM, Tahir DA, Saeed SR. Electrical characterization of polyester reinforced by carbon black particles. *International Journal of Applied Physics and Mathematics*. 2011;2:101-105.
 29. Bal K, Kothari Indian VK. Measurement of dielectric properties of textile materials and their applications. *Journal of Fibre and Textile Research*. 2009;34:191-199.
 30. Greaves GN, Greer AL, Lakes RS, Rouxel T. Poisson's ratio and modern material. *Nat. Mater*. 2011;10:823-837.
 31. Papadakis EP. Physical acoustics principles and methods. Edited by W.P. Mason, and R.N. Thurston Academic Press, New York. 1976;12:277-374.
 32. Awad MS. M.SC. Thesis, Cairo University; 2000.
 33. Prasad VS, Pillai KS. Synthesis and thermal behavior of thermotropic terpolymers based on 8-(3-hydroxyphenyl) octanoic acid, 2,6-naphthalenedicarboxylic acid, and substituted hydroquinones. *J. of appl. Polymer Sci*. 2001;82(4):1021-1029.
 34. Abd-Alla MA, Kandeel MM, Kamal IA, Hammam AS. Arylidene polymers II. Synthesis and characterization of new polyesters of diarylidene cyclopentanone. *Journal of Macromolecular Science Part A*. 1990;27:523-538.
 35. Abd-Alla MA, Kamal IA. Arylidene Polymers X. Synthesis and characterization of new polyesters containing symmetrical bis-azomethine groups in the polymer backbone. *High Performance Polymers*. 1990;2:181-188.

36. Marrian DH, Russell PB, Hudson BJJ, Cornforth JW, Cornforth RH, Dunstan WJ, Tomlinson ML. J Chem Soc. 1946;23: 753-756.
37. Kamal IA, Hammam AS, Radwan SM, Abdel-Rahman MA. New unsaturated copolyesters based on diarylidene cyclopentanone optimum conditions of synthesis, characterization and morphology. International Journal of Basic & Applied Sciences IJBAS-IJENS. 2011;11(4):14-22.
38. Abd-Alla MA, Kamal IA, Hammam AS. Arylidene polymers IV. Synthesis, characterization and morphology of new polyesters of diarylidene cyclohexanone. High Performance Polymer. 1989;3:223-234.
39. Kwaambwa HM, Good JW, Hoghes RW, Raynolds PA. Viscosity, molecular weight and concentrations relationships at 298 K of low molecular weight cis-polyisoprene in a good solvent. Colloid and surfaces a physicochem. Eng. Aspects. 2007;294: 14-19.
40. Ebel RO, Raton B. Polymer science and technology (chain flexibility P.111) London New York Washington, D.C; 1996.
41. Hina S, Zhang Y, Wang H. Characterization of polymeric solutions: A brief overview. Rev Adv Mater Sci. 2014;36:165-176.
42. Stevens MP. Polymer chemistry: An introduction-3rd Edition, Oxford University, New York; 1999.
43. Prasad VS, Pillai KS. Synthesis and thermal behavior of thermotropic terpolymers based on 8- (3-hydroxyphenyl) octanoic acid, 2, 6-naphthalenedicarboxylic acid, and substituted hydroquinones. J. Appl. Poly. Sci. 2001;82:1021-1029.
44. Abd-Alla MA, El-Zohry MF, Kamal IA, Mohamed MMA. Arylidene polymers XVIII. Synthesis and thermal behavior of organometallic Arylidene polymers containing ferrocene derivatives in the main chain. J. of Appl. Polymer Sci. 1993;47:323-329.

© 2018 Abdelaty et al.; This is an Open Access article distributed under the terms of the Creative Commons Attribution License (<http://creativecommons.org/licenses/by/4.0>), which permits unrestricted use, distribution, and reproduction in any medium, provided the original work is properly cited.

Peer-review history:

*The peer review history for this paper can be accessed here:
<http://www.sciencedomain.org/review-history/24307>*